

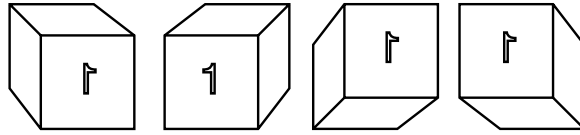
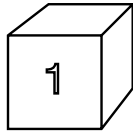
# Enrichment 8-8

## Three-Dimensional Figures

### Geometric Patterns

Circle the letter under the figure at the right that is the mirror image of the figure at the left.

1.



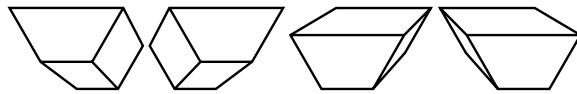
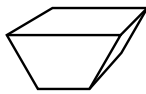
a.

b.

c.

d.

2.



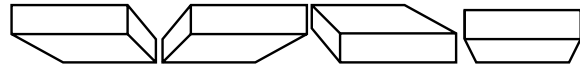
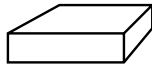
a.

b.

c.

d.

3.



a.

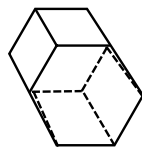
b.

c.

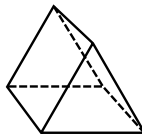
d.

Draw a bottom view of the figure on the left.

4.



5.



6.

